


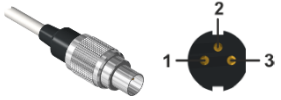







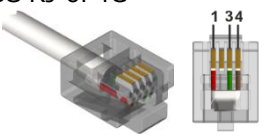


During an accuracy test, the optical scanning heads are connected to the impulse input socket of the test bench or portable instruments. Because the sockets of the test equipment differ between brands, Calmet provides different connectors for the CF106 scanning head to meet the requirement of all of our customers.

The table below shows the examples of the types of plugs the CF106 can work with and the names of the devices to which the CF106 can be connected.

Additionally, it is possible to define your own plug type if the electrical parameters are compatible with the CF106 or CF106Z photohead (version with power supply up to 30V)

Item	Type	Connector type	For use with		
1	CF106.01	Amphenol C091A T3475-001 	C300	Calport 100 Plus	TB30
			C300B	Caltest 300	TB40
			CP11	Caltest 10	TE30
			CP11B	TB10	TS33
2	CF106.02	RJ45 	MT3000		
3	CF106.03	RJ10 	MT30	MT3201	MT3403
			MT320	MT681	MT3410
			MT365	MT3301	MT3416
			MT3101	MT3307	MT3431
			MT3103	MT3402	MT3501
4	CF106.04	Binder 711 series 3-pole 	KOM 200.3		
			PRS 200.3		
			PRS 121.3		

5	CF106.05	Binder 678 series 3-pole 	PWS 1.3		
			PTS 1.3		
6	CF106.06	Redel 1P series 8-pole 	CheckSystem 2.1	PTS 2.3	
			CheckSystem 2.3	PTS 3.1	
			PTS 2.1	PTS 3.3	
7	CF106.07 <sup>1)</sup>	LEMO FGG.0B.304.CLAD52Z 4 pole 	RD 31	RD 2x	RD 3x
			RX 3x	RW 3x	
8	CF106Z.01	Amphenol C091A T3475-001 	Calport100		
9	CF106Z.02	LEMO 5-pole 	K2006	PWS 2.3 genX	PTS 3.1 C
			PRS 600.3	PWS 2.3 PLUS	PTS 3.3 C
			PRS 400.3	Check Meter 2.1	PTS 400.3
			PRS 1.3	Check Meter 2.3	PTS 400.3 PLUS
			PWS 3.3	PTS 2.3 C	
10	CF106Z.03	FCC RJ 6P4C 	SMM 397		
			SMM 400+		

<sup>1)</sup> The Radian photohead entry has a maximum operating frequency up to 100Hz

Calmet sp. z o.o.  
Kukulcza 18, 65-472 Zielona Gora, Poland  
E-mail: mail@calmet.com.pl

Phone +48 68 324 04 56  
Fax +48 68 324 04 57